





Cart Correct


FOR EFFICIENT GARBAGE PICK UP SERVICE


Be Sure to Space the Containers Properly

Residential customers with garbage and recycling carts are reminded to place the carts out correctly to ensure for efficient solid waste pick up service. Garbage and recycling carts should be placed out properly to allow for the automated mechanical collection arms to be able to access the cart.

 **Place carts curbside with the handle and wheels facing your home.** The carts must be spaced at least three (3) feet from any obstruction, such as a mailbox, tree, fire hydrant, parked car, another cart, etc.

 **Do not place items on top of, or around, the cart.** Break down large boxes to fit in the carts. Save items for the next service day if everything does not fit.

 **Remember that all recyclable materials go into the blue recycling cart.** With single stream recycling, there is no longer a need to separate recyclables.

 **Bulk items, such as tree trimmings, carpets, etc. that fit into your garbage cart will be collected.** Items that do not fit into your cart should be disposed of during the quarterly residential bulk pick up, or you can schedule a special collection for an additional fee, by contacting Republic Services at 954-583-1830.



These guidelines make the garbage and recycling collection system more efficient.

For further details, [click here](#).

IT'S JUST THAT EASY!

